



PRACTiLLS

Create.Construct.Communicate.





WHY

SHOULD YOU TRY US?

If you are looking to **improve** the **overall communication** skills of all the children, **including the backbenchers**



If you want to **bring out the confidence** in each child



If you want your children to use a **better choice of words** and **speak gracefully**



If you want your children to **speak English**
(not Tanglish or Hinglish or any other ish..)



If you know that a child's **professional success** depends more on their **communication skills** than **technical skills**



WHO

WE ARE?

Creation of Training Models

3 Young professionals with a great passion to build confidence created a sustainable training model.

Starting Point

Started off with 3 institutions with 1000+ students

100% Growth

Grew to 2000+ students

Club Model

Introduced a heterogeneous training model for children from 3rd grade onwards



Expansion in New Zones

Expanded horizon and started training online outside India impacting over 25000+ trainees overall

Era of E-learning

Expansion of online learning model handling children from K-12

Focus on LSRW Skills

Introduced Reading and Writing model along with the existing Stage Launcher model to make children learn holistically

HOW

do we differ from regular spoken English sessions?

Category

Practills' Speaker's Lab

Spoken English

Listening and Speaking



Speakers Lab enables each child to listen and speak clearly. Only a good listener can be a good speaker

Focus in more on templates and sentences rather than practice

Reading and Writing



Children are given the opportunity to present their reading materials & write creative content in a periodical manner

Only emphasis on grammar than encouraging creative writing

Critical reasoning



Children are given challenging simulations to practice and it aids them to think on their feet and communicate effectively

No importance is given to critical reasoning

Category

Practills' Speaker's Lab

Spoken English

Organizing skills



Children take up leadership roles & plan for their sessions. They learn soft skills such as teamwork & organizing skills & interpersonal communication.

No importance is given to organizing skills

Public Speaking



Children learn the nuances of public speaking such as choosing interesting topics, body language, voice modulation and building impressive presentations.

No public speaking opportunity

Boards Curriculum



Speakers Lab is developed in line with central board curriculum of improving co-scholastic skills. So each task a child would result in building their personality

Follows generally established principles regardless of age and level

SPEAKING GOALS



Foundation

- Stage 1** - Building confidence to speak with people and make small speeches
- Stage 2** - Setting the fundamentals to speak in a prepared manner



Intermediate

- Stage 3** - Ability to perform speeches, Debate and different speech styles
- Stage 4** - Understanding the basics of public speaking



Advanced

- Stage 5** - Developing specialized presentations
- Stage 6** - Understanding the nuances of public speaking and becoming a professional
- Stage 7** - Ability to deliver impressive speeches anytime and anywhere

3 ELEMENTS OF A SESSION

1

Speeches

Children would deliver speeches every week to practice their speaking skills. Practills' manual serves as a guideline.

worksheets

worksheets

worksheets

2

Warp Zone

Activity will be done every session to improve their critical reasoning, vocab building, engaging people, and on different aspects of public speaking.

3

Reflection

Feedback and inputs given to each child to address the area of improvement after every session




Sample Speech Tasks

- Structuring the Speech
- Speak to influence
- Vlog and online campaigns
- Award Speech
- Master of Ceremonies
- Read to Speak
- Youtube speech
- Debates
- Questioning techniques
- Simulated conversations

Kids would be teamed as pairs for this activity. Each pair would choose a common topic to discuss. Each pair would ask questions to each other

on the topic, answer, interact & also add more points to the conversation.

Children would learn to ask interesting questions & most importantly engage someone in the conversation. This activity has helped 1000s of our children to build better interaction at home & we have received wonderful feedback.



In this activity, children are asked to choose a profession of their choice and present their significance in front of the class. Ex-Teacher, Policy maker, IAS

Children would vote for each speaker and the winner with more votes would be the winner of the hearts.

Children learn to substantiate their ideas in a precise way and also present it in an impressive way.



Usage of appropriate words is important in effective communication. Children would stand in a circle and choose a theme like Independence Day and learn words associated with the theme.

Communication coaches would kindle their vocab-building interest by adding new words to the theme and encouraging them to apply them during the activity.



Warp Zone In Action

WHO WE COMMIT?

SPEAKERS LAB

Every Week 2 periods
per class
(June to March)

PUBLIC SPEAKING

Inter and
Intra School

RECOGNITION SYSTEM

to bring complete
involvement

ENGAGEMENT RATE

is 82% in the
classrooms

(As per the latest 360 degree feedback report - March 2020)

FOR SCHOOL

Quarterly feedback from
the management and teachers

FOR COACHES

Quarterly assessment
of coaches

360 DEGREES FEEDBACK MECHANISM

FOR CHILDREN

Periodical feedback and
self-assessment

FOR PARENTS

Parents interaction and feedback
sharing on Ignite event day

No child should be left behind is the motto we abide by.
We ensure equal opportunity for all the kids in the classroom

DELIVERABLES

COURSE MANUAL

Every child would be provided with a course manual to do the speakers' lab session

PRACTICAL PROJECTS

Projects to enhance the kid's real-life interactions with people. Learning is fun only when we know its application of it. Children would apply the learning they have during the sessions by taking part in practical projects.

- 1. Create a campaign** – Children would promote a campaign they believe in and spread the noble message throughout the school – Save water campaign
- 2. Contribute to school events** – Children would participate, organize, and compete in schools events such as Independence day speech, Being MCs for annual day, Being organizers for teacher's day, and so on
- 3. Interact with experts** – Children would be offered multiple opportunities to talk with experts and learn live (attach Helen poster and Jitesh poster)

COURSE
MANUAL

PRACTICAL
PROJECTS


ASSESSMENTS AND REPORTS

Periodical assessments and reports to the school to understand the growth.

PRACTILLS LEARNING – PRE ASSESSMENT REPORT



2. Body Language




4. Confidence level



PRACTILLS LEARNING – PRE ASSESSMENT REPORT



5. Voice Modulation



CERTIFICATES

Certificates to all the children
at the end of the academic year



TESTIMONIALS

Principal, Teacher, Students and Parents

“

I am Varsha from Kikani Matric.hr.sec.school. Speakers lab is a magical word that changed my entire speaking skills. It was a journey of self-improvement and discovery. The fear that once kept me away from countless leadership and educational opportunities that I now pursue with every chance I am given. In simple words, Practills Learning had made my life a lot better.

- Varsha Chenthilkumar

”

“

I am in Class XII and Practills Learning's classes gave me the idea to engage in real-life conversations. I was able to mingle with my football team members using the techniques I learned from my public speaking sessions. Moreover, I could speak without fillers during any school presentation

- Siddharth

”

“

This Class helped a lot for my kid a. She is 4.5 years old, and now she is able to understand and try to communicate in english. The most interesting part was she enjoyed the class.

- Praveena Rajendran

”

“

Have opted for online classes for my kid of 6 yrs. Bharathi Ma'am does a great job in making the kids actively converse along with creating a great space for them to speak and engage in the language. Before finding Practills, I tried many other options but none was as engaging and happier for the kids.

- Suji Kulandaiappan

”

“

We are working with this team for the last 5 years. I have found them to be dedicated and impressive. Most of our children were finding it difficult to speak confidently. The Public speaking and communication sessions helped them to build their confidence and now they host almost every other event at our school.

- Ms. Latha,

Principal, SBKV Matric School, Coimbatore

”

“





Our school belongs to a semi-urban geographical location and some of our children don't have anyone at home to speak in English. The sessions conducted by Practills have helped them to improve their English communication as well as Public Speaking Skills. Our children are able to compete with urban children and win accolades due to the practice in Practills classes.

- Mr. Kathiravan

Correspondent, VVMS CBSE School, Coimbatore

”

TECHNOLOGY SUPPORT





PRACTiLLS

Create.Construct.Communicate.

Practills Learning

155A, First Floor, Ramachandra Road,
R.S.Puram, Coimbatore - 641006.

Mobile : +91 8825817030 / 8807098781

E-mail : deepika@practills.com

Website : www.practills.com